

REVISION HISTORY			
REV	DESCRIPTION	DATE	APPROVED
A	PRODUCTION		

# COAXIAL 20W 1-26.5GHZ 0° 2-WAY POWER DIVIDER

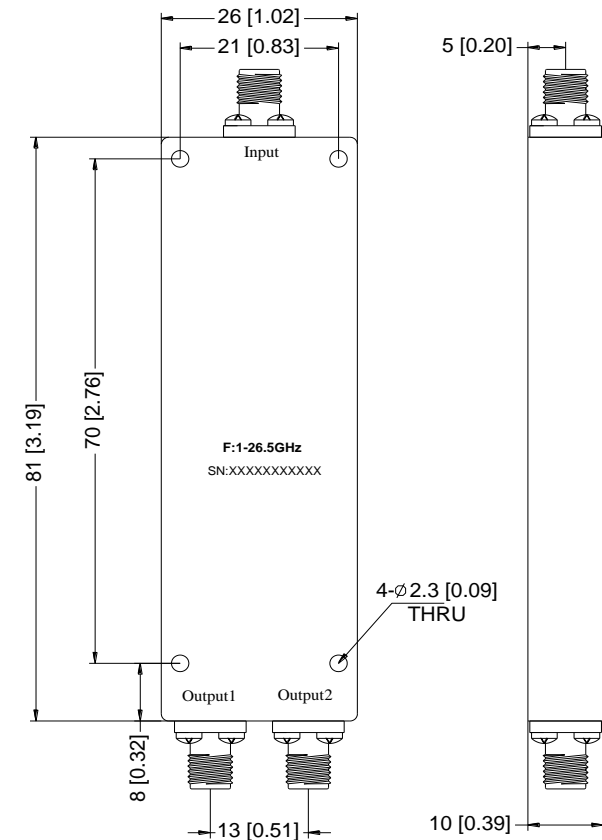
## UCL-2PD1265A-20S SPECIFICATIONS

### ELECTRICAL

Parameters	Min.	Typ.	Max.	Units
Frequency Range	1		26.5	GHz
Nominal Splitter Loss		3		dB
Insertion Loss		0.8	1.2	dB
Isolation	16	18		dB
Input VSWR		1.6	1.7	: 1
Output VSWR		1.5	1.6	: 1
Amplitude Imbalance		0.4	0.5	dB
Phase Imbalance		5	6	deg
Power Rating	Forward Power	20		W
	Reverse Power	1		W
	Peak Power	200		W
Impedance		50		Ohms
Weight		2.4 Max.		ounces
Input / Output Connectors	2.92mm-Female			
Material	Aluminum			
Finish	Gray Paint			

### Environmental Specifications

Operational Temperature	-45°C~+85°C
Storage Temperature	-55°C~+125°C
Altitude	30,000 ft. (Epoxy Sealed Controlled environment)
	60,000 ft. 1.0psi min (Hermetically Sealed Un-controlled environment) (Optional)
Vibration	25gRMS (15 degrees 2KHz) endurance, 1 hour per axis
Humidity	100% RH at 35°C, 95%RH at 40°C
Shock	20G for 11msec half sine wave, 3 axis both directions



**Universal Cooperate Ltd.**

Web:www.ucl-microwave.com

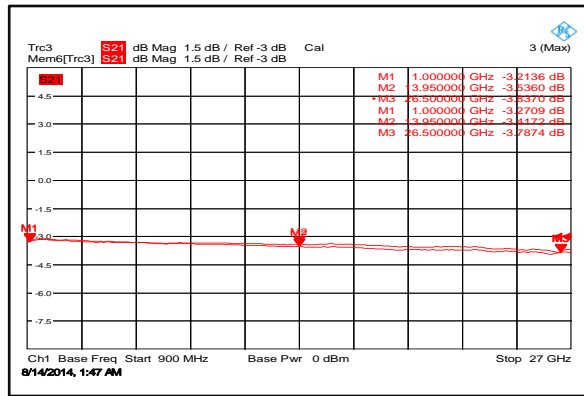
46 Langham Rd  
Edgware,  
HA8 9EL The UK

TITLE

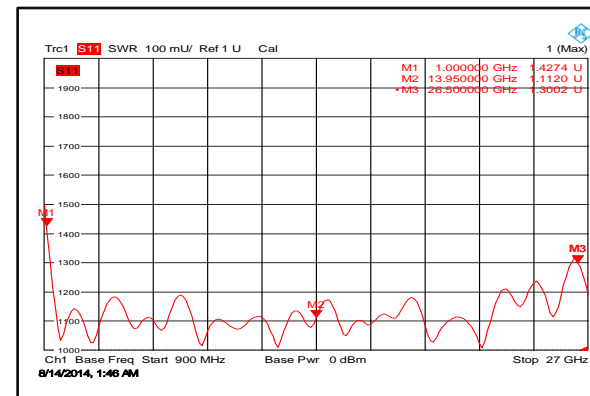
**COAXIAL 20W 1-26.5GHZ 0° 2-WAY POWER DIVIDER**

SIZE	CAGE CODE	MODEL	REV
<b>A</b>		<b>UCL-2PD1265A-20S</b>	<b>A</b>
SCALE 1:1	DOC FAMILY	SHEET 1 OF 2	

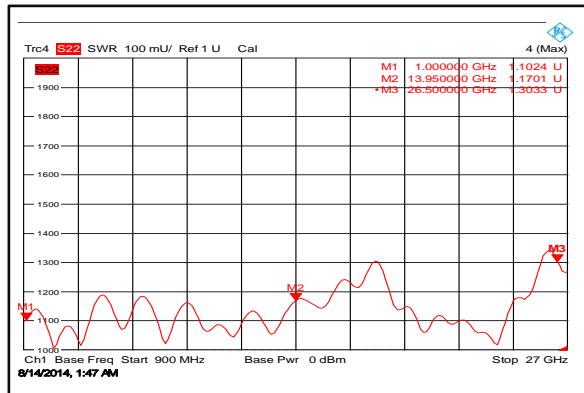
## Loss & Amplitude Imbalance



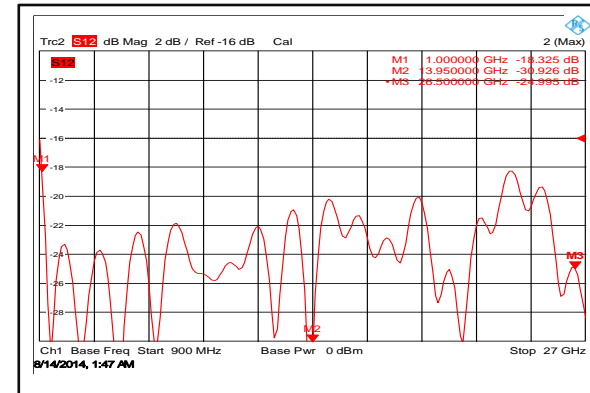
## Input VSWR



## Output VSWR



## Isolation



## Phase Imbalance

